



DXCC Update

user manual

Welcome

This utility updates the DXCC table of each Log found and installs the latest CHECK.DAT file. All the Logs are automatically updated and, if necessary, change of entity names are applied to the QSOs.

At the end of the updating process, your Logs and the DXCC list of each Log will be aligned with the latest DXCC situation.(including REPUBLIC OF MONTENEGRO).

There is no need to manually recompile the DXCC award after DXCC Update processed your Logs.

Installation

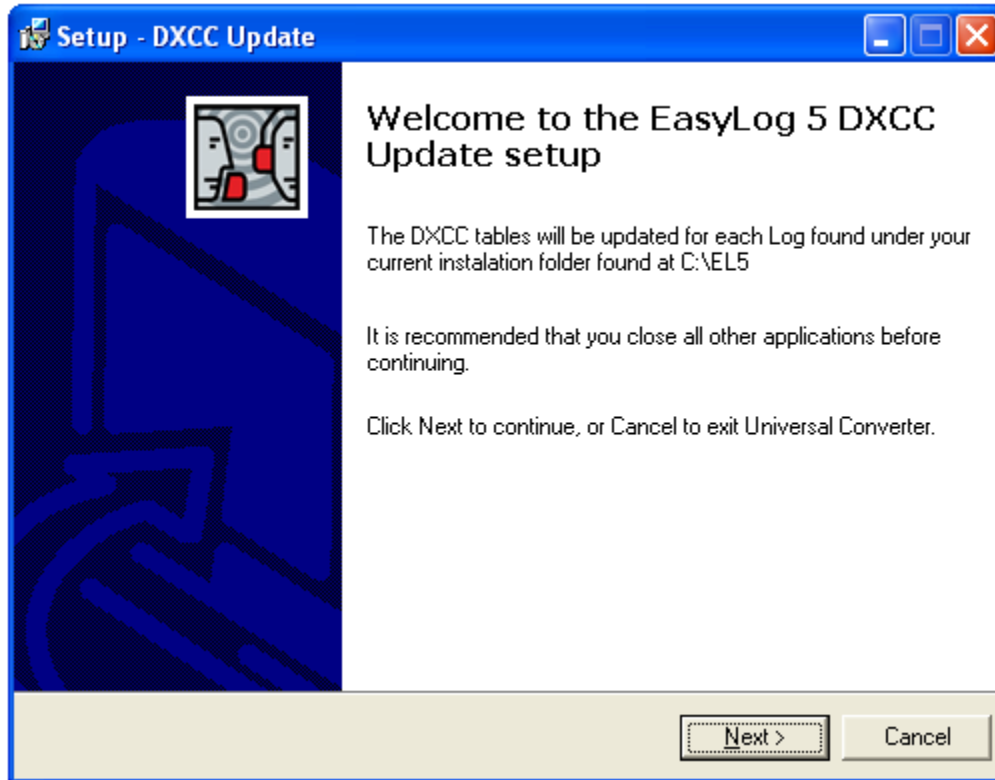
DXCC Update does not require any installation. DXCC Update is a self installing executable program that acts like a Setup program driving through the automatic updating procedure. DXCC Update can be executed from any folder of your computer, it is able to determinate the installation folder of EasyLog 5 locating the Logs and updating the DXCC tables automatically and transparently.

Preliminary Backup

Despite the fact that this program has been accurately tested and submitted to the attention of our beta testing team **WE STRONGLY RECOMMEND TO BACKUP ALL YOUR LOGS** before executing DXCC Updater. If something goes wrong, **WITHOUT A BACKUP THERE IS NO WAY TO RESTORE THE PREVIOUS SITUATION OF YOUR LOGS!**

Step 1

Once executed, DXCC Update appear like in the following picture:

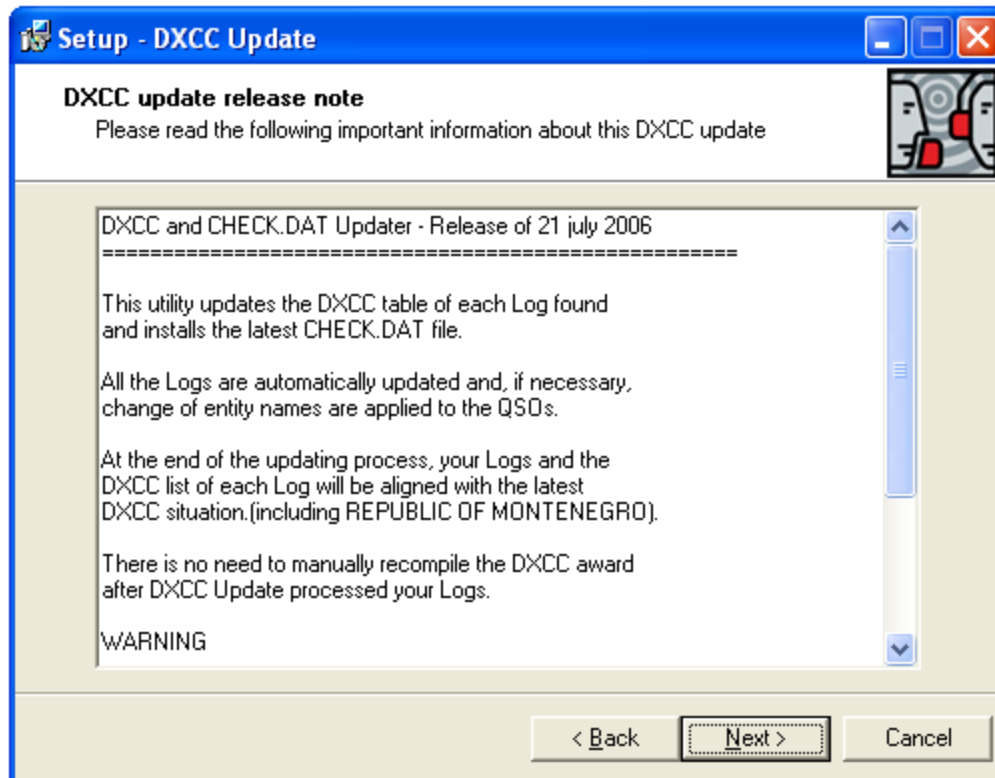


It is displayed a welcome message and the installation folder where EasyLog 5 has been found.

Click the **Next** button to proceed to the next step.

Step 2

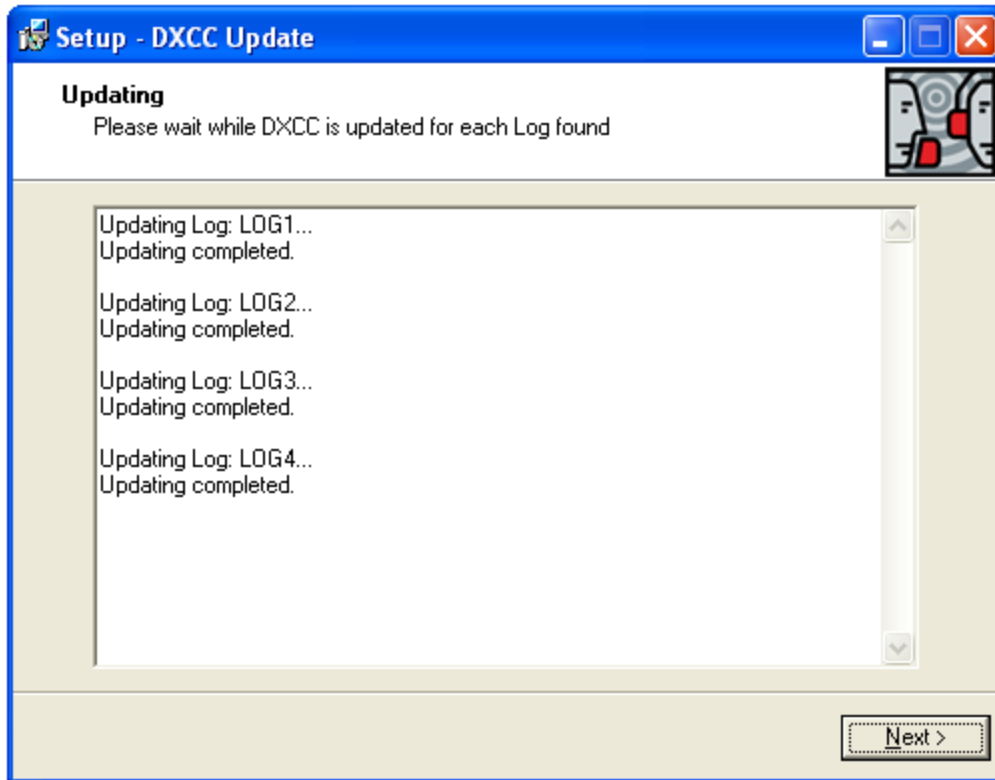
Now the last minute information about the update, and some recommendation about the usage of the DXCC Update utility. Please read CAREFULLY all the text browsing the document until the end by using the scroll bar.



Click the **Next** button to proceed to the next step.

Step 3

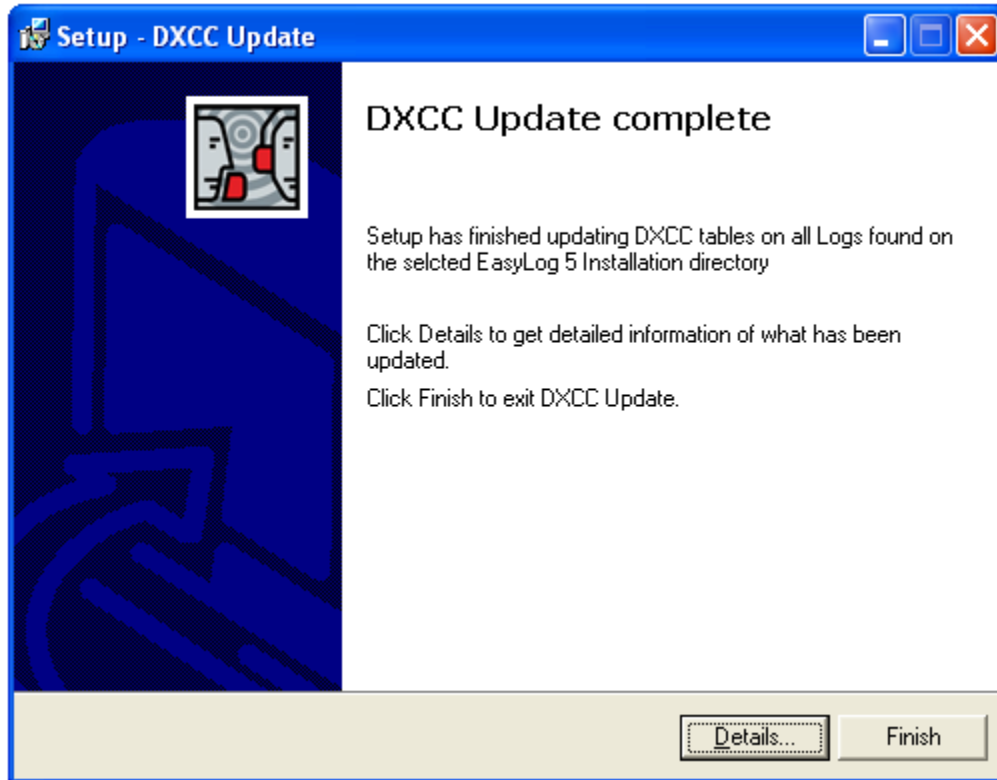
Please wait the updating of all the Log found is completed then it will be possible to proceed to the last phase of the update.



Click **Next**.

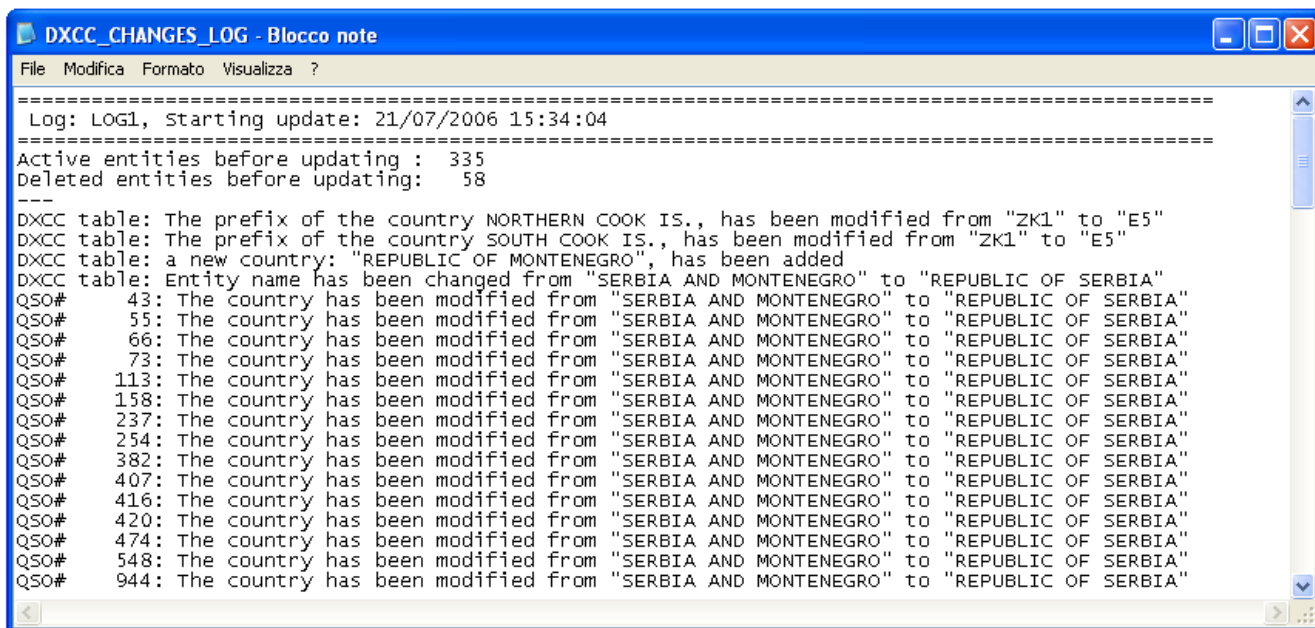
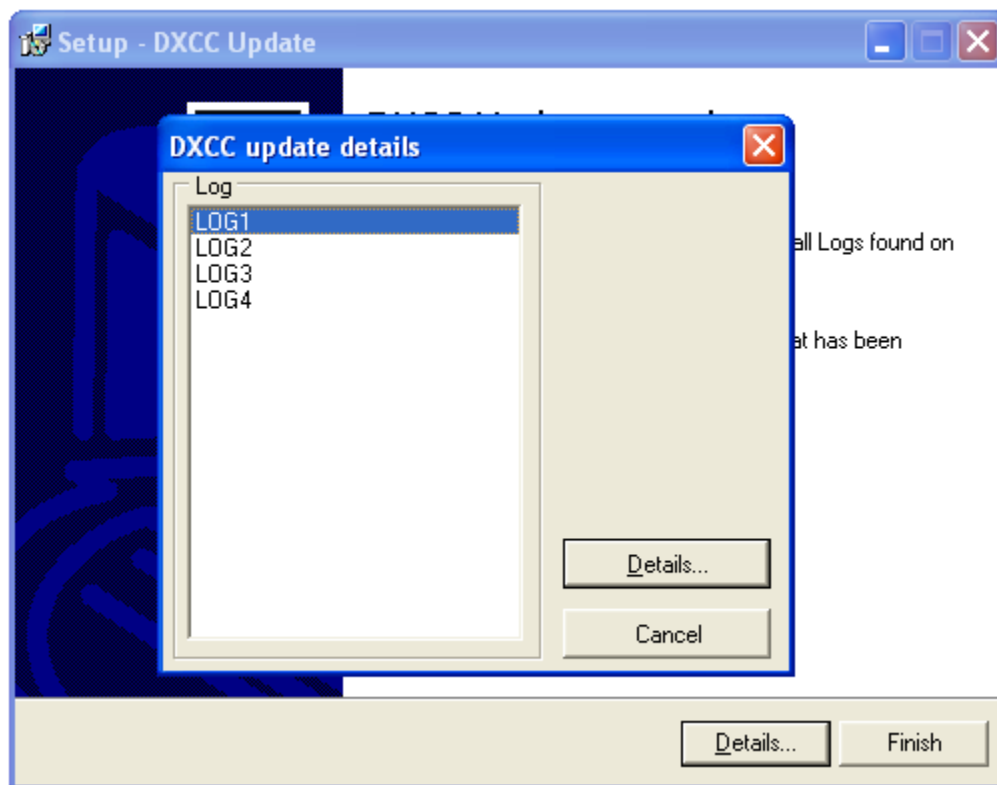
Step 4

Congratulation! The update is completed.



It is now possible to consult all the details about the changes appled by DXCC update to the Log and to the DXCC table, by clicking the **Details** button. A dialog box permits to show the details of a specific Log that will be visible trough NOTEPAD program, the detailed report can then easily printed if necessary.

Updating details



```
DXCC_CHANGES_LOG - Blocco note
File Modifica Formato Visualizza ?
-----
Log: LOG1, Starting update: 21/07/2006 15:34:04
-----
Active entities before updating : 335
Deleted entities before updating: 58
-----
DXCC table: The prefix of the country NORTHERN COOK IS., has been modified from "ZK1" to "E5"
DXCC table: The prefix of the country SOUTH COOK IS., has been modified from "ZK1" to "E5"
DXCC table: a new country: "REPUBLIC OF MONTENEGRO", has been added
DXCC table: Entity name has been changed from "SERBIA AND MONTENEGRO" to "REPUBLIC OF SERBIA"
QSO# 43: The country has been modified from "SERBIA AND MONTENEGRO" to "REPUBLIC OF SERBIA"
QSO# 55: The country has been modified from "SERBIA AND MONTENEGRO" to "REPUBLIC OF SERBIA"
QSO# 66: The country has been modified from "SERBIA AND MONTENEGRO" to "REPUBLIC OF SERBIA"
QSO# 73: The country has been modified from "SERBIA AND MONTENEGRO" to "REPUBLIC OF SERBIA"
QSO# 113: The country has been modified from "SERBIA AND MONTENEGRO" to "REPUBLIC OF SERBIA"
QSO# 158: The country has been modified from "SERBIA AND MONTENEGRO" to "REPUBLIC OF SERBIA"
QSO# 237: The country has been modified from "SERBIA AND MONTENEGRO" to "REPUBLIC OF SERBIA"
QSO# 254: The country has been modified from "SERBIA AND MONTENEGRO" to "REPUBLIC OF SERBIA"
QSO# 382: The country has been modified from "SERBIA AND MONTENEGRO" to "REPUBLIC OF SERBIA"
QSO# 407: The country has been modified from "SERBIA AND MONTENEGRO" to "REPUBLIC OF SERBIA"
QSO# 416: The country has been modified from "SERBIA AND MONTENEGRO" to "REPUBLIC OF SERBIA"
QSO# 420: The country has been modified from "SERBIA AND MONTENEGRO" to "REPUBLIC OF SERBIA"
QSO# 474: The country has been modified from "SERBIA AND MONTENEGRO" to "REPUBLIC OF SERBIA"
QSO# 548: The country has been modified from "SERBIA AND MONTENEGRO" to "REPUBLIC OF SERBIA"
QSO# 944: The country has been modified from "SERBIA AND MONTENEGRO" to "REPUBLIC OF SERBIA"
```

By Clicking Finish you will exit DXCC Update. To review the update details of the Logs after quitting DXCC Update, please open the text file **DXCC_CHANGES_LOG.TXT** that can be found inside the folder of each processed Log (\EL5\LOG\.LOG\).

Important!

If you run DXCC Update consecutively there is no risk to provoke damages to the Log, since that this utility add the new entities only if they are not already in the DXCC list. Then if you run a second time DXCC Update it will not apply further updates to the Log already processed.

Please consider that the file that contains the updating details (**DXCC_CHANGES_LOG.TXT**) are not deleted at every execution of DXCC Update. This is made on purpose, in this way the text file will contain the history of all the changes applied to each single Log. Each updating session is identified inside the text file with date and time and contains all the changes details: active and deleted entities before and after the updating, changes applied to the DXCC entity list and to the Log etc.

Updates

Future updates of DXCC table and CHECK.DAT file will be from now on distributed in the form of a self installing DXCC Update utility.

Updated DXCC Update utilities are FREE and downloadable by all users of Lite or FULL commercial version of EasyLog 5. All the registered users even if with an expired support and access to the registered users downloading area, can download new releases of DXCC updates.

For this reason new releases of DXCC Update are uploaded both in registered User Reserved Area (URA) then in the public downloading area.

EasyLog NewsLetter

We suggest to subscribe the EasyLog 5 NewsLetter, so you will be informed about the availability of new releases of DXCC Update as well as ABOUT new releaseS of EasyLog 5 or of one of its modules.

Starting with 21 July 2006 we are migrating our NewsLetter system to a new platform based on Google Workgroups. **All the users previously registered in the old NewsLetter will be invited to join the new NewsLetter trough an invitation e-mail.** Just follow the instructions included in the invitation e-mail to confirm the will to activate the subscription. Future issues of NewsLetter will use the new platform, while in the transition period we will still use the old or both platforms. We apologize in advance if you should receive the same NewsLetter two times.

If you did not receive the invitation e-mail you can still subscribe the NewsLetter clicking the following link:

http://groups.google.it/group/easylog_newsletter

73 and good DX!

EasyLog team
